



ಬೃಹತ್ ಬೆಂಗಳೂರು ಮಹಾನಗರ ಪಾಲಿಕೆ
Bruhat Bengaluru Mahanagara Palike



BBMP COVID-19 WAR ROOM 08.04.2022



OVERVIEW OF COVID-19 IN BENGALURU



CASE TRENDS

ACTIVE CASES **1,385**

Confirmed Cases

73

17,81,986 #

Recovered Cases

39

17,63,638 #

Death Cases

0

16,963 #



HOSPITALIZATION

11

ICU – V

1

ICU

1

HDU

4

General

5

INCLUDES GOVT. QUOTA AND PRIVATE WALK-IN HOSPITALIZATION



VACCINATION

14,030

1,85,42,409 #

First Dose

10,196

93,82,934 #

Second Dose

1,994

88,15,109 #

Precaution Dose

1,840

3,44,366 #



TRIAGING

MTU

3

Tele Triage

31



ACTIVE CZs

0

MCZs (< 5 cases)

0

Clusters (> 5 cases)

0



TESTING

3,490

2,96,81,606 #

RAT

336

RTPCR

3,154

Positivity : 0.66%

*FOR LAST 7 DAYS

: indicates cumulative numbers till date



ABSTRACT OF COVID-19 SCENARIO IN BENGALURU


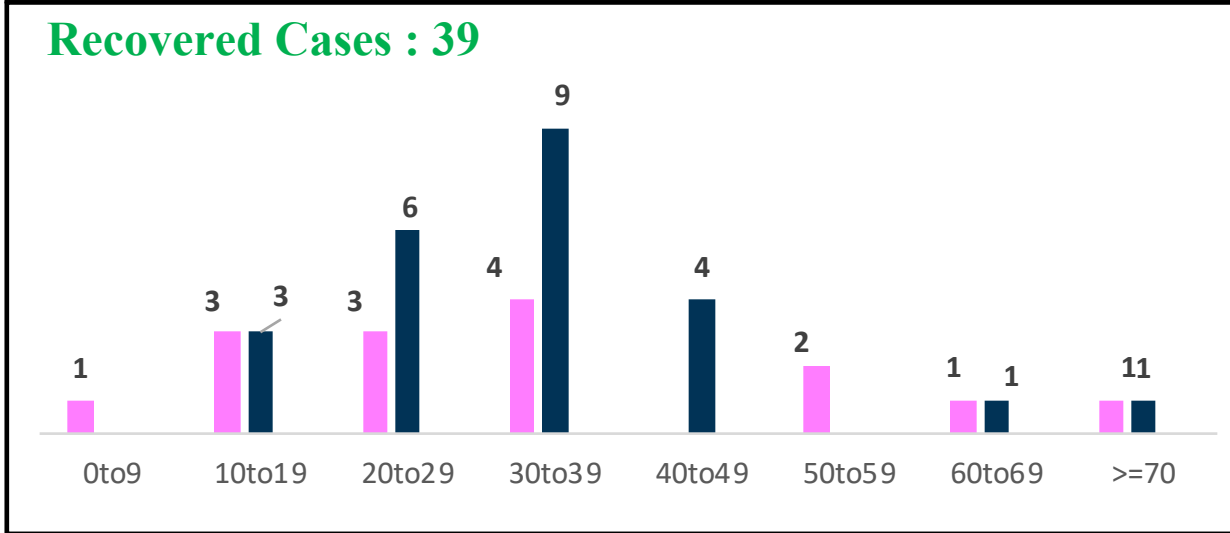
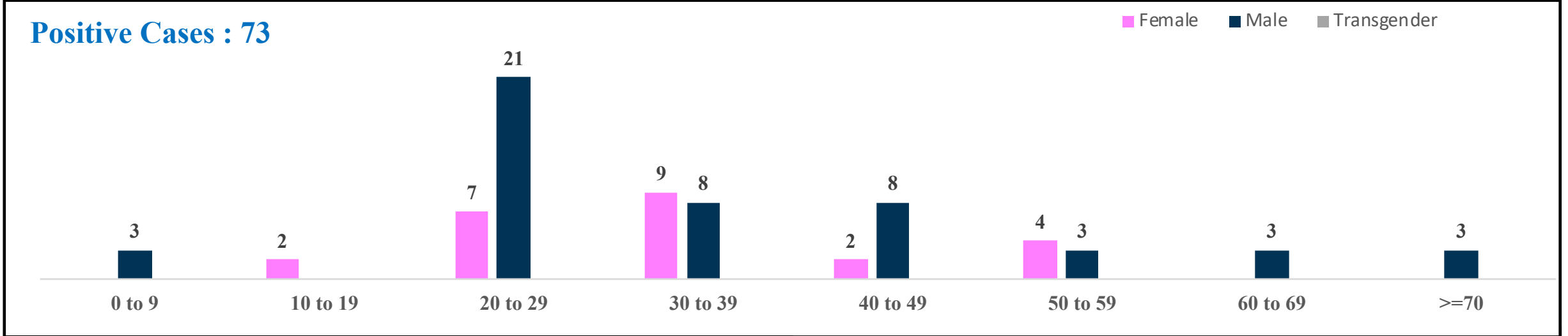


	MALE			FEMALE			TRANSGENDER			TOTAL		
	Last 24 Hours	Last 7 Days	Cumulative	Last 24 Hours	Last 7 Days	Cumulative	Last 24 Hours	Last 7 Days	Cumulative	Last 24 Hours	Last 7 Days	Cumulative
Positive Cases	49	193	10,54,006	24	105	7,27,789	0	0	191	73	298	17,81,986
Recovered Cases	24	237	10,41,898	15	108	7,21,557	0	0	183	39	345	17,63,638
Death Cases	0	0	10,744	0	2	6,215	0	0	4	0	2	16,963
Total Tests Done	In Last 24 hrs. : 3,490			In last 7 days : 33,898			Cumulative : 2,96,81,606					
Vaccine Doses Administered	In Last 24 hrs. : 14,030			In last 7 days : 1,03,156			Cumulative : 1,85,42,409					
ACTIVE CASES									1,385			

*Covid deaths occurred today : 00 | Covid deaths occurred beyond last 24 hrs., reported today : 00

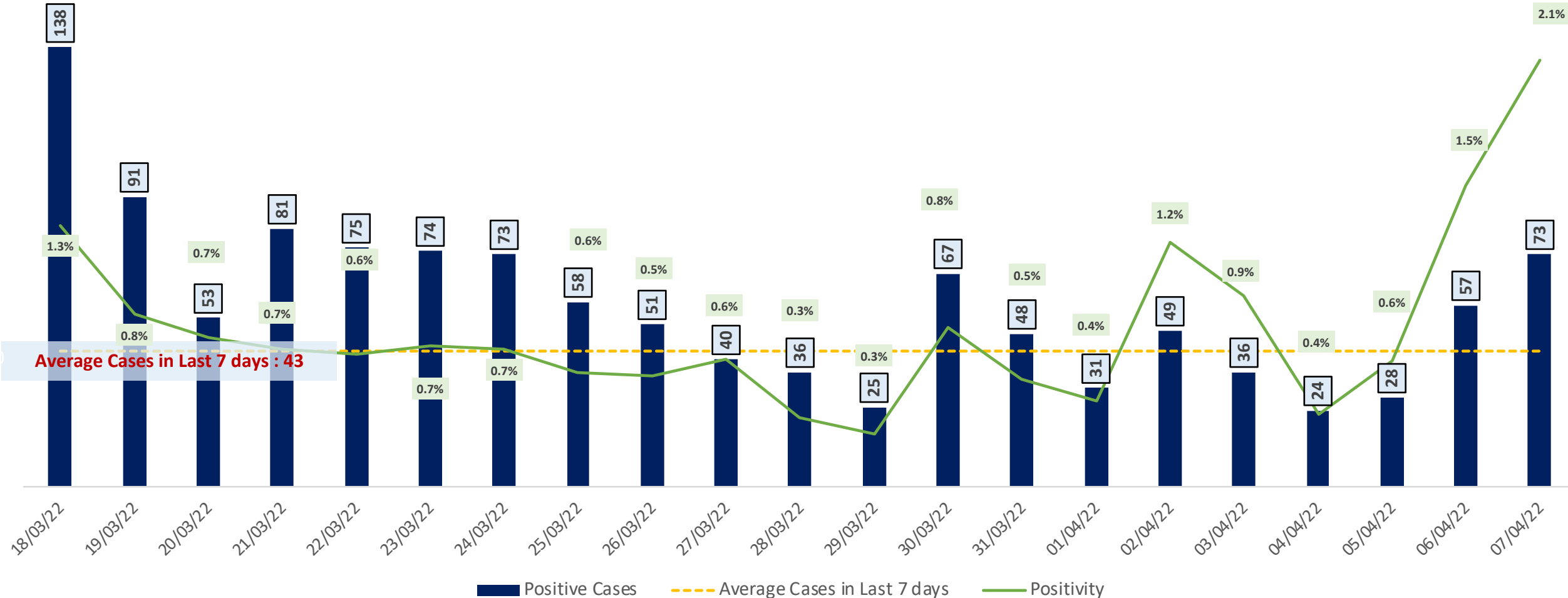


LAST 24 HOURS AGE GROUP AND GENDER WISE DISTRIBUTION



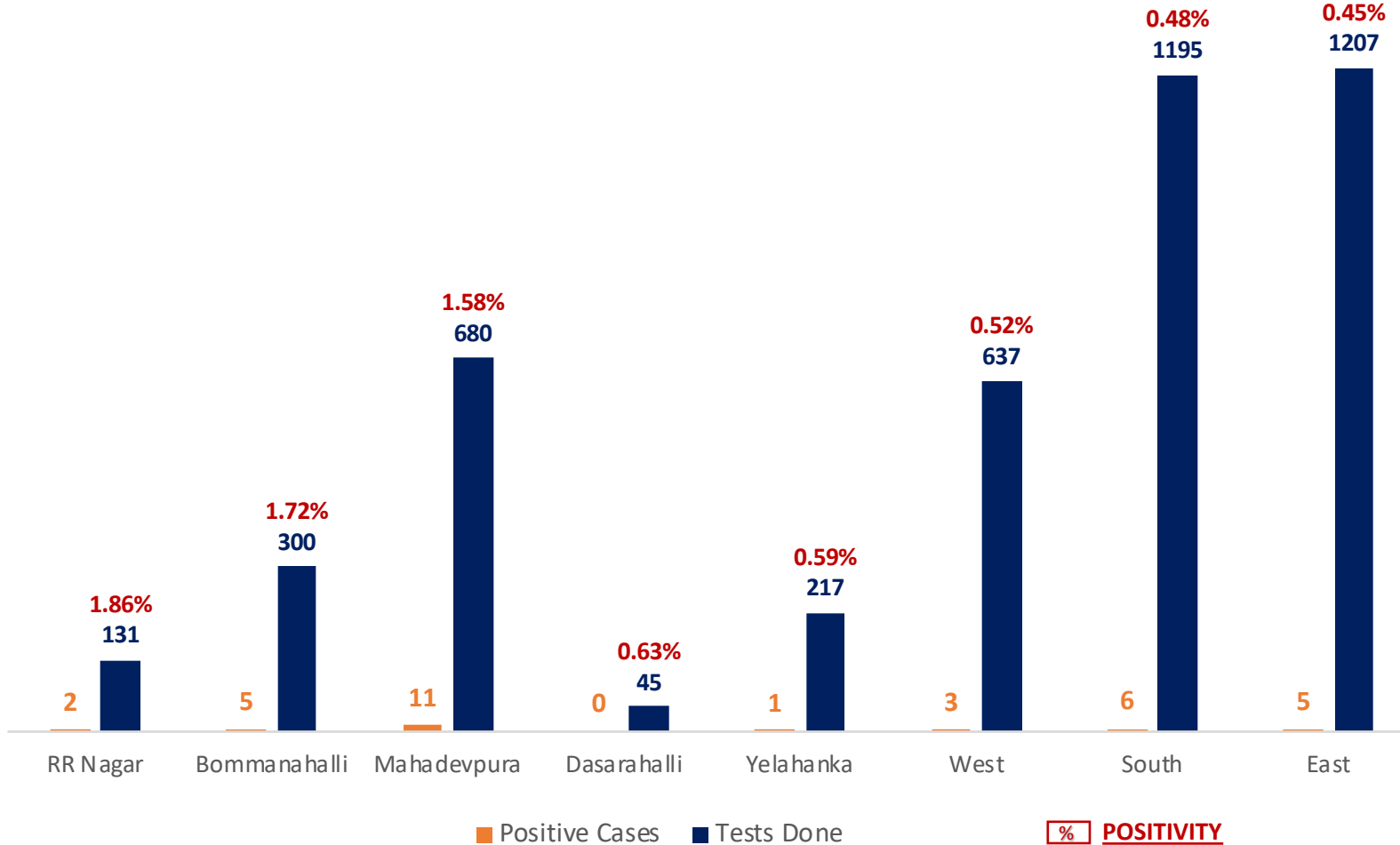


POSITIVITY RATE OF BENGALURU – LAST 21 DAYS





ZONE WISE COVID19 CASE MANAGEMENT FOR LAST 7 DAYS



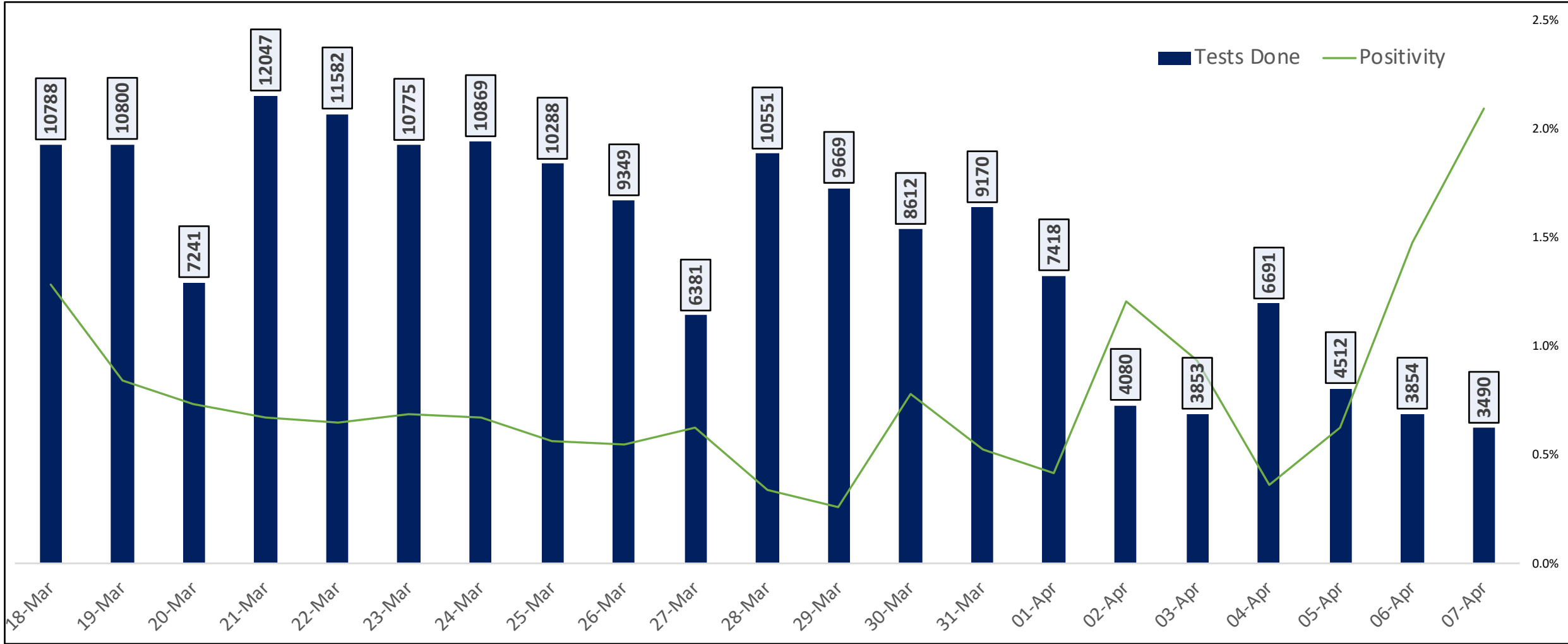
Zone Name	Hospital/CCC	Home isolation	Under Tracing
BOMMANAHALLI	2.56%	97.44%	0.00%
DASARAHALLI	0.00%	100.00%	0.00%
EAST	6.82%	93.18%	0.00%
MAHADEVAPURA	1.72%	98.28%	0.00%
RR NAGAR	0.00%	100.00%	0.00%
SOUTH	7.69%	92.31%	0.00%
WEST	0.00%	100.00%	0.00%
YELAHANKA	0.00%	100.00%	0.00%



TESTING TRENDS IN BENGALURU

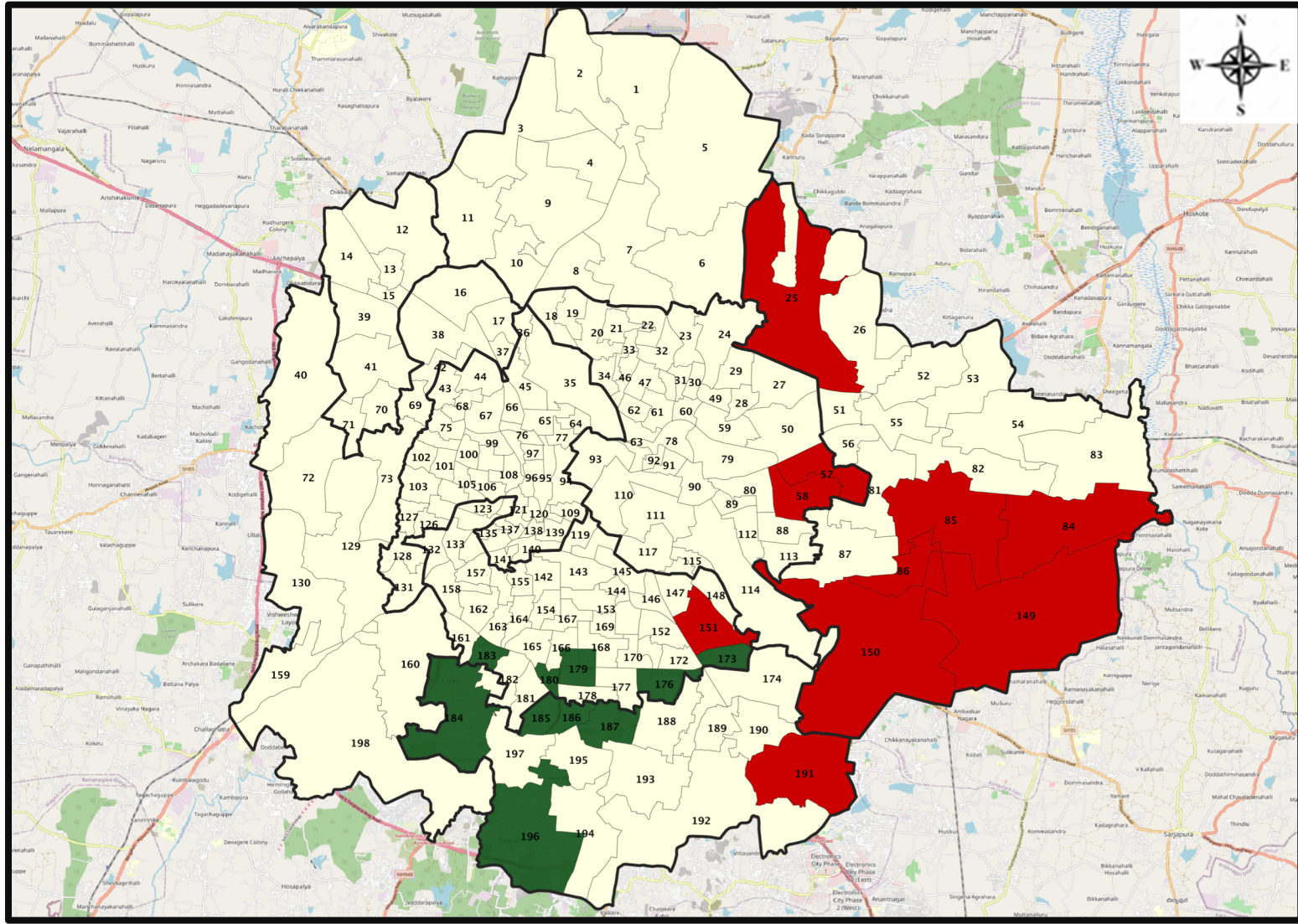


Total Test Conducted Till Date	Test Conducted Last 24 hours	Last 7 Days Average
2,96,81,606	3,490	4,843





BENGALURU URBAN MAP SHOWING TREND OF POSITIVE CASES IN LAST 7 DAYS



Top 10 wards reporting highest number of positive cases in last 7 days

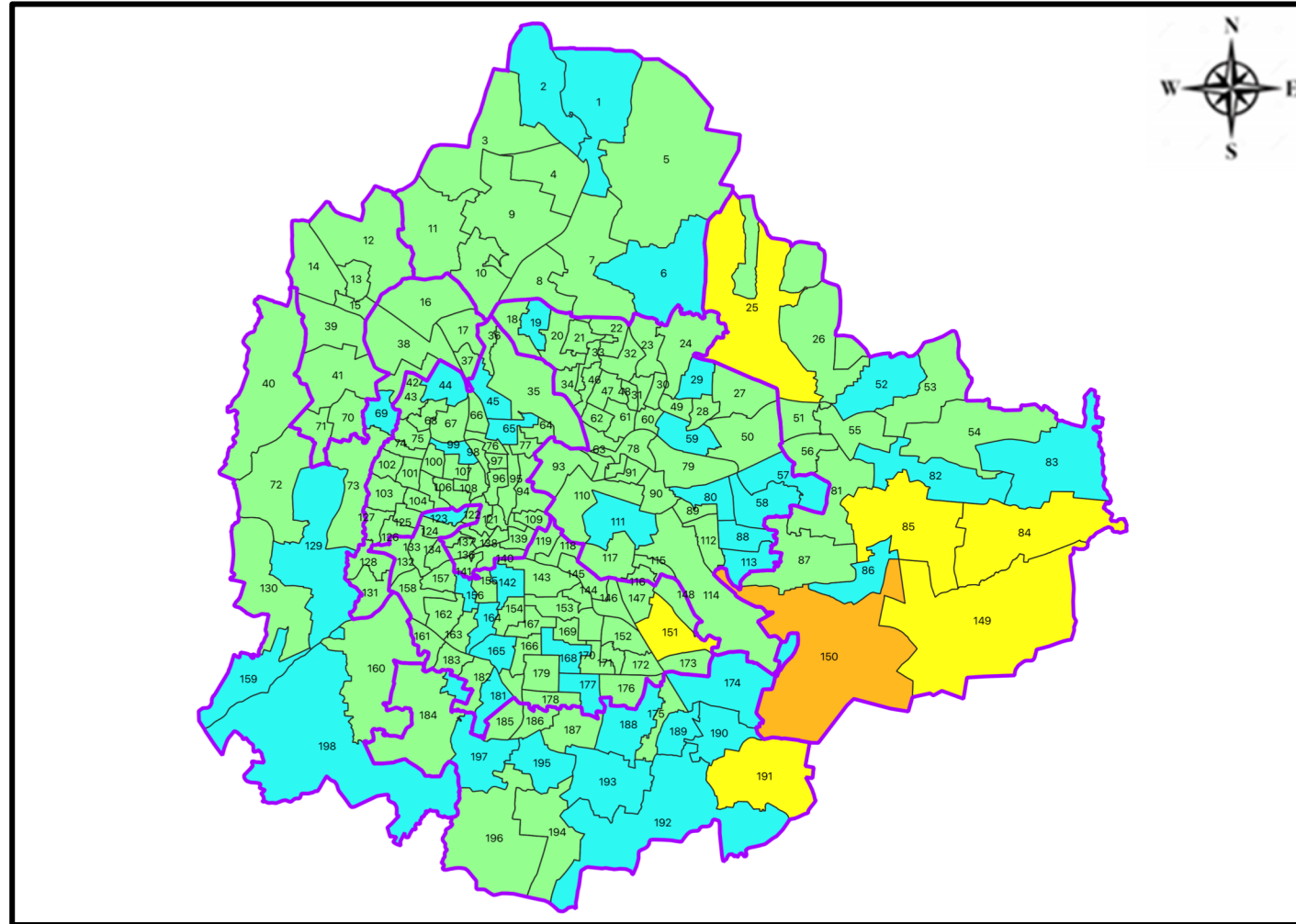
Ward No.	Ward Name	Daily Cases Average
150	Bellanduru	3
149	Varthuru	1
84	Hagadur	1
151	Koramangala	1
25	Horamavu	1
85	Dodda Nekkundi	1
191	Singasandra	1
57	CV Raman Nagar	1
58	New Tippasandra	1
86	Marattahalli	1







Top 10 wards reporting least number of positive cases in last 7 days

Ward No.	Ward Name	Daily Cases Average
196	Anjanapura	0
187	Puttenahalli	0
186	Jaraganahalli	0
185	Yelchenahalli	0
184	Uttarahalli	0
183	Chikkalsandra	0
180	Banashankari Temple Ward	0
179	Shakambari Nagar	0
176	B T M Layout	0
173	Jakkasandra	0



BENGALURU MAP SHOWING INTENSITY OF POSITIVE CASES IN LAST 7 DAYS



-  **Level 1 : 0 to 1 Cases**
-  **Level 2 : 1 to 05 Cases**
-  **Level 3 : 05 to 10 Cases**
-  **Level 4 : 10 to 25 Cases**
-  **Level 5 : More than 25 Cases**
-  **Zone Boundaries**



GOVT. QUOTA COVID BED STATUS AS ON 08.04.2022



SR. NO.	Facility Type	No. of Hospital	Total Allocated Beds for C+ Patients					Occupied Beds for C+ Patients					Net Available Beds for C+ Patients				
			Gen Beds	HDU	ICU Beds	ICU-V	Total	Gen Beds	HDU	ICU Beds	ICU-V	Total	Gen Beds	HDU	ICU Beds	ICU-V	Total
1	Government Medical Colleges	4	120	255	33	27	435	0	0	0	0	0	120	255	33	27	435
2	Government Hospitals	18	637	292	74	95	1,098	1	1	0	0	2	636	291	74	95	1,096
3	Private Medical Colleges	12	178	200	66	35	479	0	0	0	0	0	178	200	66	35	479
4	Private Hospitals	32	181	61	49	42	333	0	0	0	1	1	181	61	49	41	332
5	Covid Care Centre	1	50					0					50				
Total Beds		67	1,166	808	222	199	2,395	1	1	0	1	3	1,165	807	222	198	2,392

* Status as on 08.04.2022 – 05:00 PM



ACTIVE PATIENTS ADMITTED UNDER GOVT. QUOTA



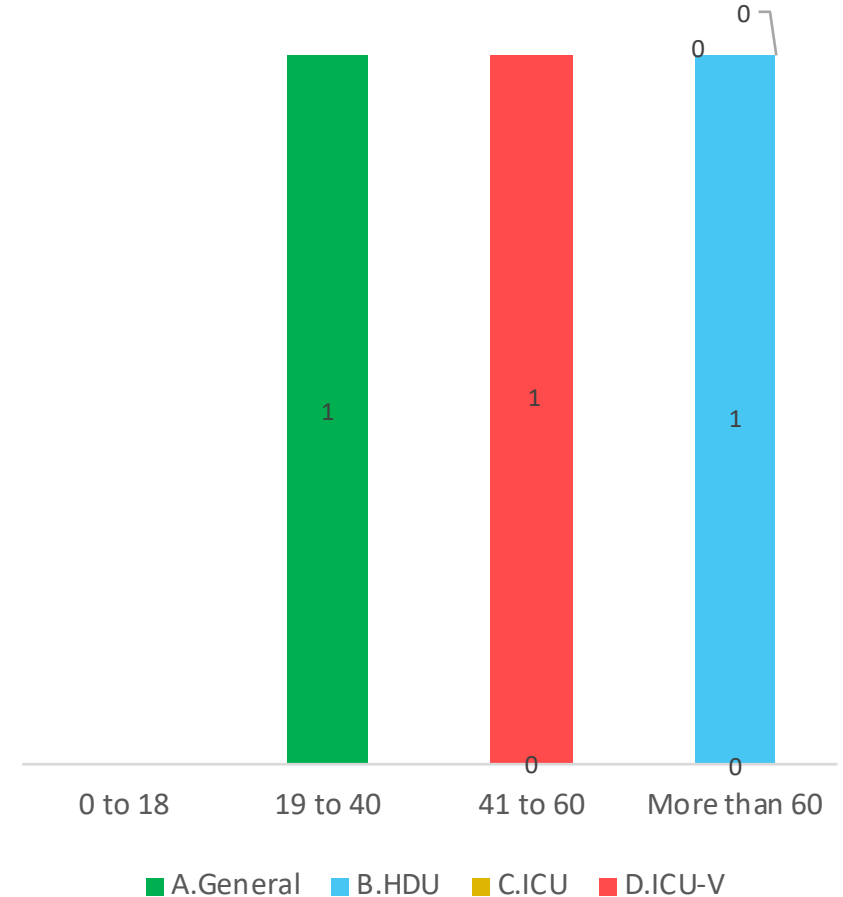
Admission By Bed Type And Number Of Days From Date Of Admission

Days in Hospital	General	HDU	ICU	ICU-V	Total
0 to 7 Days					
8 to 14 Days					0
15 to 21 Days					0
Beyond 21 days	1	1	0	1	3
TOTAL	1	1	0	1	3

* Only Government Quota Admissions through CHBMS considered

* Status as on 08.04.2022 – 05:00 PM

Age Group Distribution Of Active Hospital Admission



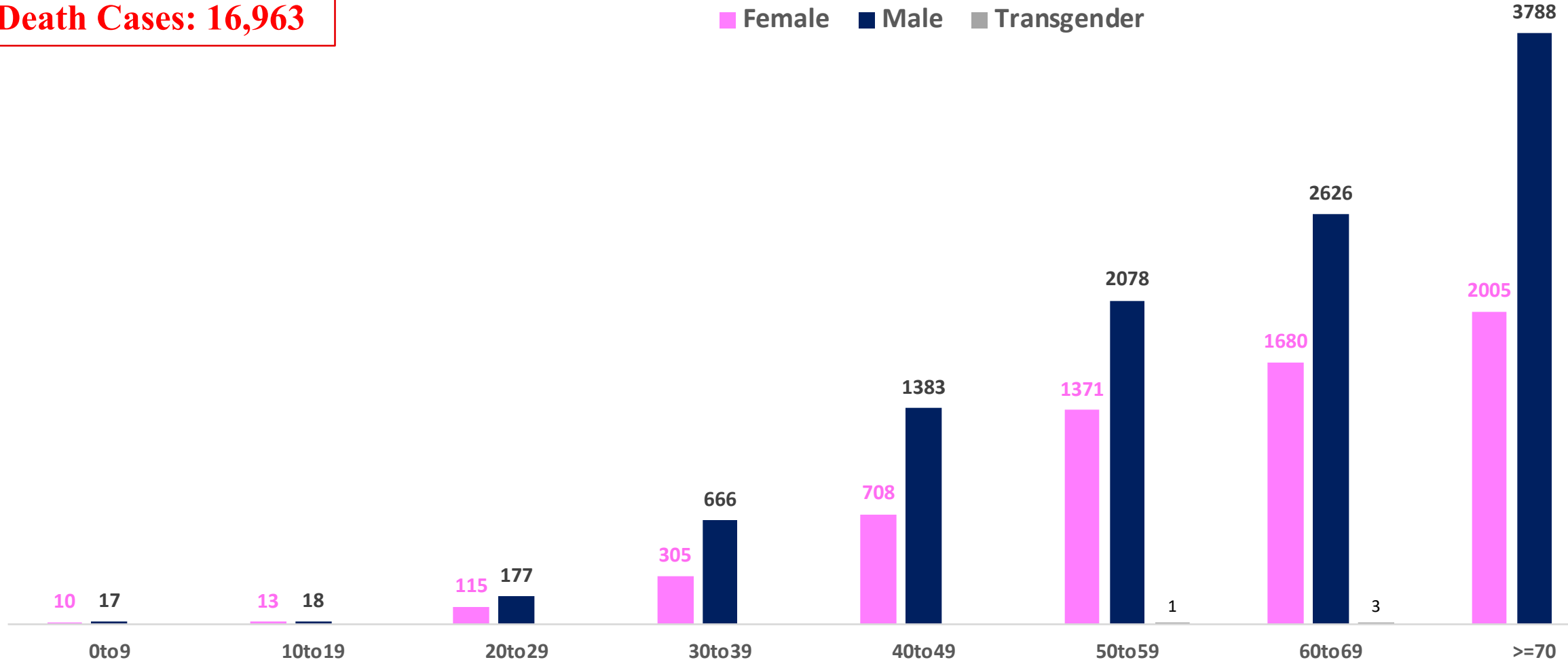


AGE AND GENDER WISE DISTRIBUTION OF DEATH CASES



Death Cases: 16,963

Female Male Transgender





VACCINATION COVERAGE AS ON 07.04.2022



Total Doses Administered

1,85,42,409

▲ 14,030

12-14 years

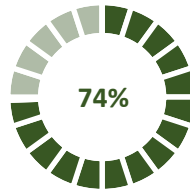
* Eligible Population 2.82 Lakhs

1ST DOSE

69,795

Doses administered

▲ 9306



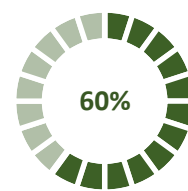
Total 15-18 years Population : 4.42 Lakhs

1ST DOSE

3,29,654

Doses administered

▲ 589



2ND DOSE

2,66,741

Doses administered

▲ 430

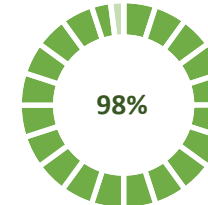
Total adult Population : 91.7 Lakhs

1ST DOSE

89,83,485

Doses administered

▲ 301

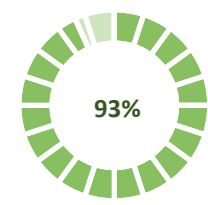


2ND DOSE

85,48,368

Doses administered

▲ 1,564



Priority Group*

Health Care Workers

Dose 1

2,10,266

Doses administered

▲ 1

Dose 2

2,05,947

Doses administered

▲ 6

Frontline Workers

Dose 1

3,81,730

Doses administered

▲ 1

Dose 2

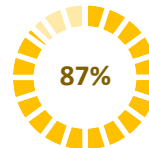
3,71,993

Doses administered

▲ 5

18 - 44 Years Coverage

Dose 1

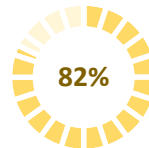


57,21,518

Doses administered

▲ 247

Dose 2



54,02,630

Doses administered

▲ 1,179

PRECAUTION DOSE



3,44,366

Doses administered

▲ 1840

PRECAUTION DOSES ADMINISTERED

Health Care Workers

62,899

Booster Doses administered

▲ 91

Front Line Workers

48,437

Booster Doses administered

▲ 129

60 + Years Coverage

2,33,030

Booster Doses administered

▲ 1620

45 – 59 Years Coverage

Dose 1

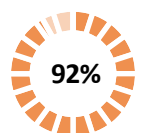


16,91,976

Doses administered

▲ 26

Dose 2



16,30,146

Doses administered

▲ 218

60 + Years Coverage

Dose 1



9,77,995

Doses administered

▲ 26

Dose 2



9,37,652

Doses administered

▲ 156



COVID-19 SCENARIO IN BENGALURU AND OTHER METROPOLITAN CITIES



CITY NAME	Positive Cases	Active Cases	Recovered	Deceased	Vaccine Doses Administered
New Delhi	18,65,796	551	18,39,090	26,155	3,27,73,792
Bengaluru*	17,81,986	1,385	17,63,638	16,963	2,13,30,164
Mumbai	10,57,355	282	10,37,513	19,560	2,06,15,327
Chennai	7,51,167	104	7,41,995	9,068	1,02,55,938
Kolkata	4,47,192	272	4,41,264	5,656	98,12,311

Source : <https://dashboard.cowin.gov.in/> at 5:30pm (08.04.2022)
Source : <https://www.covid19bharta.in/> at 5:30pm (08.04.2022)

*includes BBMP & Bengaluru Urban



SNAPSHOT OF COVID-19 CASES IN BENGALURU URBAN



**Total Wards With
<=5 Cases* :
187**

**Tests Conducted
On 07.04.2022:
3,490**

**Recovery
Rate:
98.97%**

**Total
Active Cases :
1,385**

**Total Vaccinated on
07.04.2022:
14,030**

**Positivity
Rate* :
0.88%**

**Active
Rate:
0.08%**

**Case
Fatality Rate* :
0.67%**



*Total positive cases In the past 7 days

*CFR and positivity is for Past 7 days



ಬೃಹತ್ ಬೆಂಗಳೂರು ಮಹಾನಗರ ಪಾಲಿಕೆ
Bruhat Bengaluru Mahanagara Palike

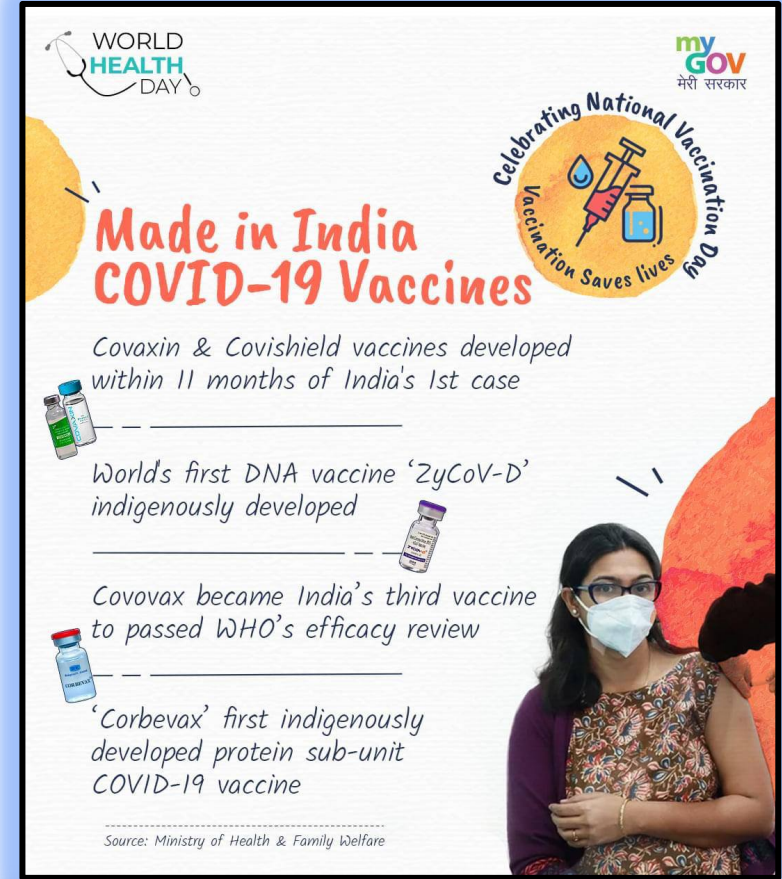


Download BBMP Bulletin	https://apps.bbmpgov.in/covid19/mediabulletin.php
For BBMPCovid19 Bed Status:	https://apps.bbmpgov.in/covid19/en/Bedstatus.php
To register for vaccination :	https://selfregistration.cowin.gov.in/
BBMP COVID19 Dashboard:	https://apps.bbmpgov.in/covid19/
Follow us on:	 www.facebook.com/bbmp.comm1/
	 twitter.com/BBMPCOMM

Issued by:

Honorable Chief Commissioner, BBMP
Special Commissioner Health & IT, BBMP
MD, Bengaluru Smart City Limited

THANK YOU !



WORLD HEALTH DAY

my GOV
मेरी सरकार

Celebrating National Vaccination Day
Vaccination Saves lives

**Made in India
COVID-19 Vaccines**

Covaxin & Covishield vaccines developed within 11 months of India's 1st case

World's first DNA vaccine 'ZyCoV-D' indigenously developed

Covovax became India's third vaccine to pass WHO's efficacy review

'Corbevax' first indigenously developed protein sub-unit COVID-19 vaccine

Source: Ministry of Health & Family Welfare

